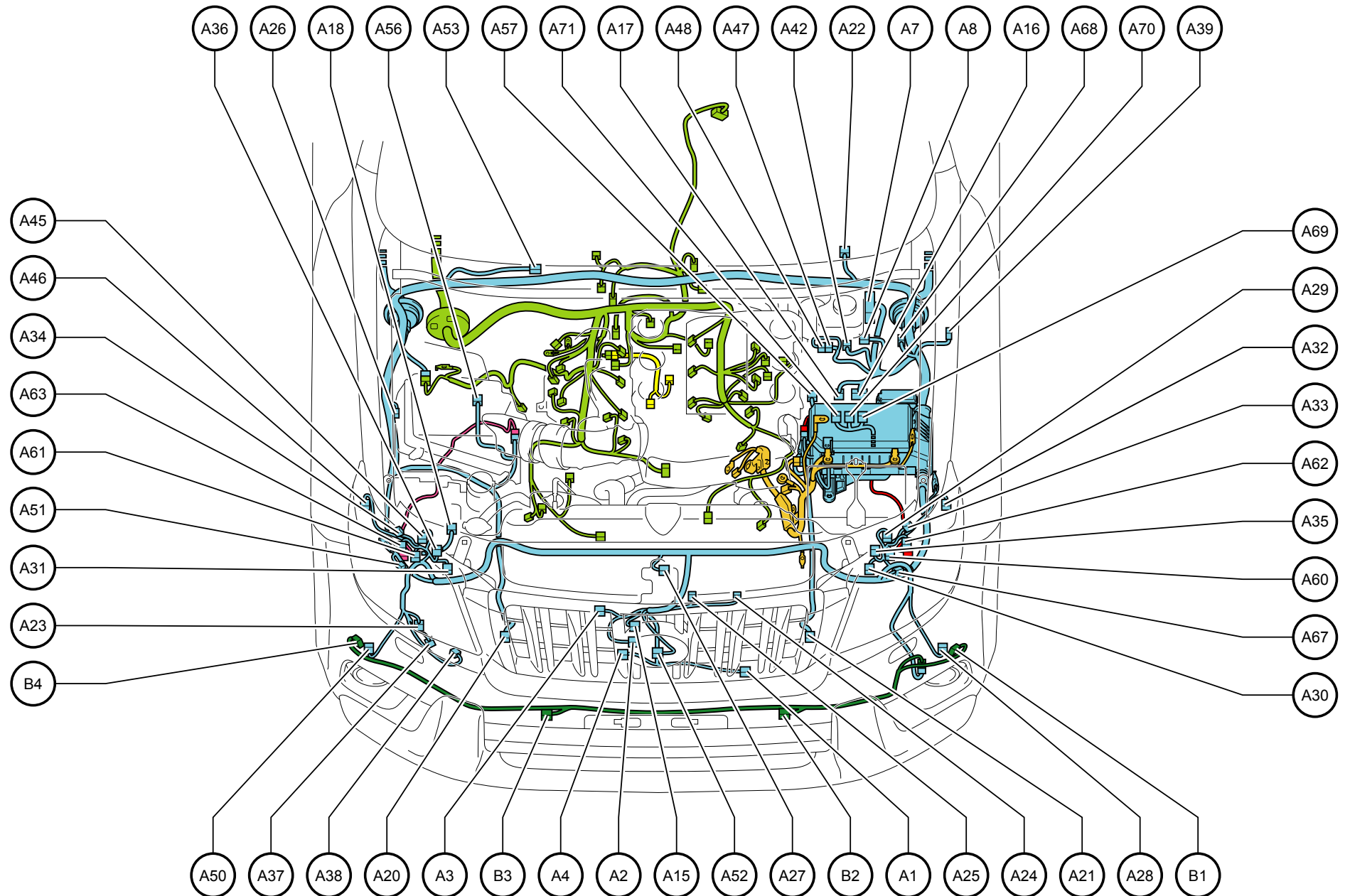
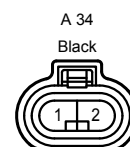
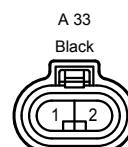
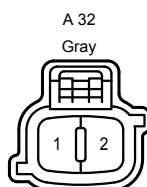
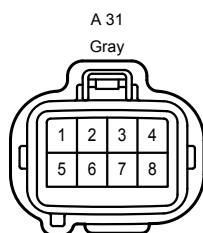
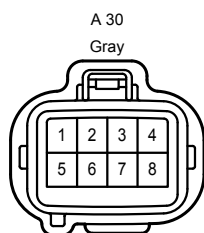
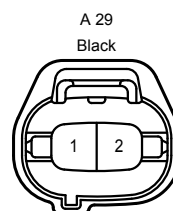
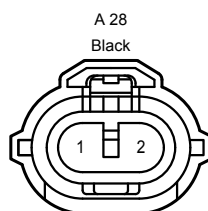
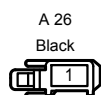
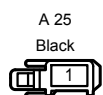
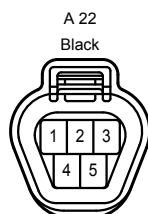
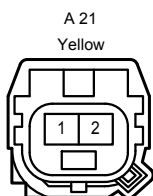
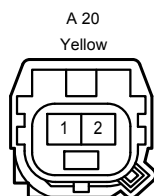
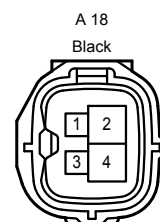
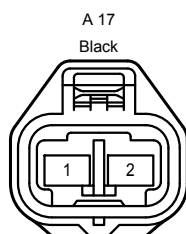
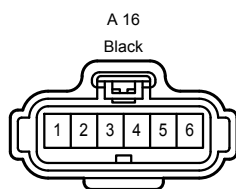
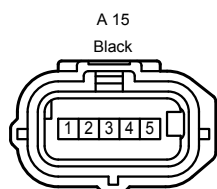
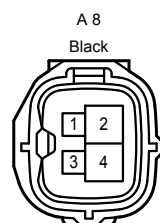
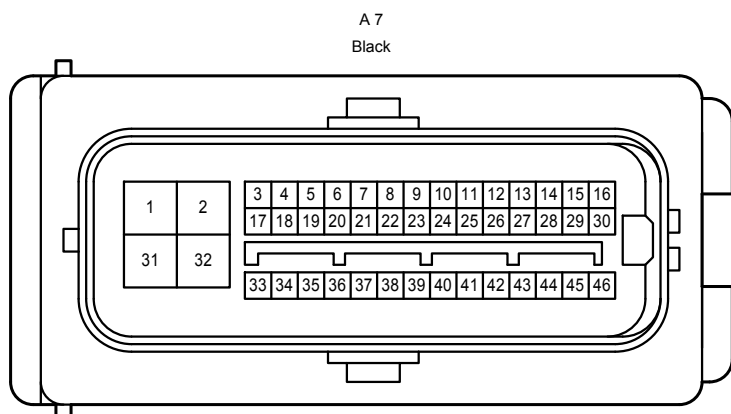
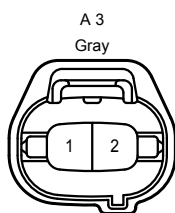
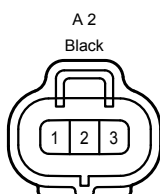
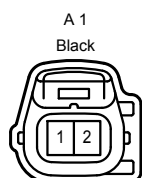


Position of Parts in Engine Compartment <LHD 1GR-FE>



- A 1 Ambient Temperature Sensor
- A 2 A/C Pressure Sensor
- A 3 No. 1 Pressure Switch
- A 4 Condenser Fan Motor (With Shroud Blower Assembly)
- A 7 Brake Actuator Assembly
- A 8 Brake Actuator Assembly
- A 15 Millimeter Wave Radar Sensor Assembly
- A 16 Air Injection Control Driver
- A 17 Air Injection Control Driver
- A 18 Inlet Air Pump
- A 20 Front Airbag Sensor RH
- A 21 Front Airbag Sensor LH
- A 22 Windshield Wiper Motor Assembly
- A 23 Windshield Washer Motor and Pump Assembly
- A 24 Low Pitched Horn Assembly
- A 25 High Pitched Horn Assembly
- A 26 Security Horn Assembly
- A 27 Engine Hood Courtesy Switch
- A 28 Fog Light Assembly LH
- A 29 Headlight Assembly LH
- A 30 Headlight Assembly LH
- A 31 Headlight Assembly RH
- A 32 Headlight Assembly LH
- A 33 Headlight Assembly RH
- A 34 Headlight Assembly RH
- A 35 Headlight Assembly LH
- A 36 Headlight Assembly RH
- A 37 Headlight Cleaner Motor and Pump Assembly
- A 38 Headlight Cleaner Control Relay
- A 39 Wireless Door Lock Buzzer
- A 42 Brake Fluid Level Warning Switch (Brake Master Cylinder Reservoir Assembly)
- A 45 Headlight Assembly RH
- A 46 Headlight Assembly RH
- A 47 Short Connector
- A 48 Short Connector
- A 50 Fog Light Assembly RH
- A 51 Noise Filter (Condenser Fan)
- A 52 Front Television Camera Assembly
- A 53 Front Wiper Deicer (Windshield Glass)
- A 56 Front Absorber Control Actuator RH
- A 57 Front Absorber Control Actuator LH
- A 60 Headlight Assembly LH
- A 61 Headlight Assembly RH
- A 62 Headlight Assembly LH
- A 63 Headlight Assembly RH
- A 67 Junction Connector
- A 68 Junction Connector
- A 69 Junction Connector
- A 70 Junction Connector
- A 71 Junction Connector
  
- B 1 Front No. 1 Ultrasonic Sensor LH
- B 2 Front No. 1 Ultrasonic Sensor Center LH
- B 3 Front No. 1 Ultrasonic Sensor Center RH
- B 4 Front No. 1 Ultrasonic Sensor RH

# Position of Parts in Engine Compartment <LHD 1GR-FE>



# Position of Parts in Engine Compartment <LHD 1GR-FE>

